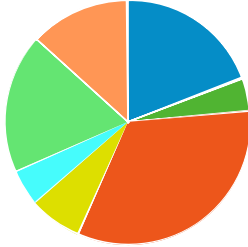


Report

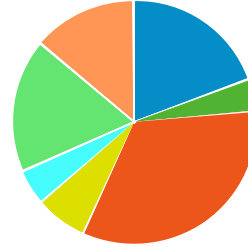
Consumer Expenditures Report (Schuylkill County, Pennsylvania)

Apparel (2017)



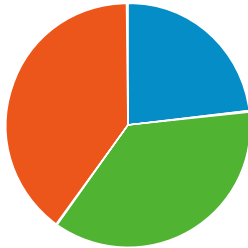
	\$ PER HOUSEHOLD	TOTAL \$000'S
Total	\$1,717	\$102,231
Men's Apparel	\$330	\$19,668
Boys' Apparel	\$74	\$4,414
Women's Apparel	\$567	\$33,790
Girls' Apparel	\$119	\$7,100
Infants Apparel	\$82	\$4,927
Footwear	\$314	\$18,740
Apparel Services and Accessories	\$228	\$13,591

Apparel (2022)



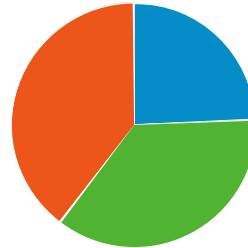
	\$ PER HOUSEHOLD	TOTAL \$000'S
Total	\$1,941	\$117,549
Men's Apparel	\$374	\$22,703
Boys' Apparel	\$82	\$4,991
Women's Apparel	\$644	\$39,015
Girls' Apparel	\$133	\$8,076
Infants Apparel	\$92	\$5,612
Footwear	\$344	\$20,874
Apparel Services and Accessories	\$268	\$16,279

Entertainment (2017)



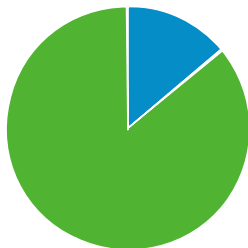
	\$ PER HOUSEHOLD	TOTAL \$000'S
Total	\$2,772	\$165,019
Fees And Admissions	\$644	\$38,335
Video And Audio Equipment	\$1,016	\$60,515
Recreational Equipment And Supplies	\$1,111	\$66,169

Entertainment (2022)



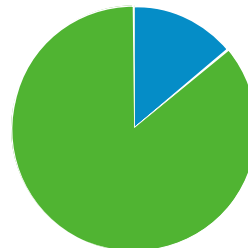
	\$ PER HOUSEHOLD	TOTAL \$000'S
Total	\$3,147	\$190,542
Fees And Admissions	\$764	\$46,275
Video And Audio Equipment	\$1,137	\$68,841
Recreational Equipment And Supplies	\$1,245	\$75,426

Education (2017)



	\$ PER HOUSEHOLD	TOTAL \$000'S
Total	\$1,672	\$99,528

Education (2022)

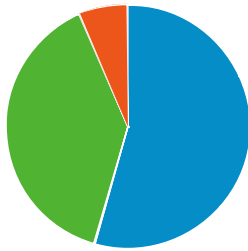


	\$ PER HOUSEHOLD	TOTAL \$000'S
Total	\$2,006	\$121,460

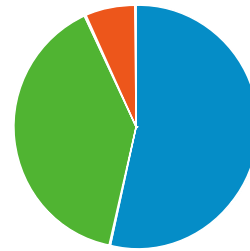
Books And Supplies	\$234	\$13,947
Tuition	\$1,437	\$85,582

Books And Supplies	\$280	\$17,006
Tuition	\$1,725	\$104,454

Food and Beverages (2017)



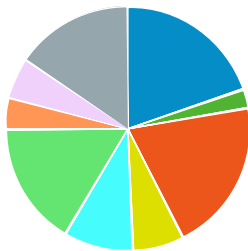
Food and Beverages (2022)



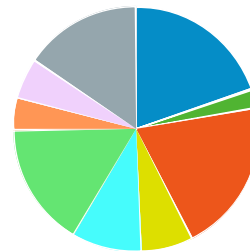
	\$ PER HOUSEHOLD	TOTAL \$000'S
Total	\$7,409	\$440,996
Food At Home	\$4,036	\$240,237
Food Away From Home	\$2,890	\$172,029
Alcoholic Beverages	\$482	\$28,731

	\$ PER HOUSEHOLD	TOTAL \$000'S
Total	\$8,245	\$499,237
Food At Home	\$4,410	\$267,028
Food Away From Home	\$3,277	\$198,421
Alcoholic Beverages	\$558	\$33,788

Gifts (2017)



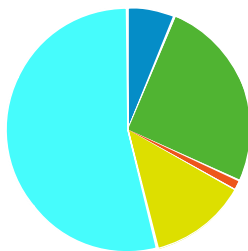
Gifts (2022)



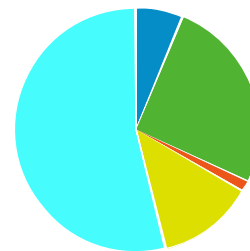
	\$ PER HOUSEHOLD	TOTAL \$000'S
Total	\$1,174	\$69,885
Gifts Of Apparel	\$232	\$13,839
Gifts Of Apparel Accessories	\$29	\$1,763
Gifts Of Education	\$237	\$14,137
Gifts Of Recreation	\$80	\$4,770
Gifts Of Food And Beverages	\$108	\$6,452
Gifts Of Household Furnishings And Equipment	\$191	\$11,377
Gifts Of Household	\$49	\$2,966
Gifts Of Transportation	\$63	\$3,772
Gifts Elsewhere Unspecified	\$181	\$10,809

	\$ PER HOUSEHOLD	TOTAL \$000'S
Total	\$1,381	\$83,657
Gifts Of Apparel	\$273	\$16,532
Gifts Of Apparel Accessories	\$34	\$2,114
Gifts Of Education	\$278	\$16,878
Gifts Of Recreation	\$94	\$5,713
Gifts Of Food And Beverages	\$127	\$7,701
Gifts Of Household Furnishings And Equipment	\$225	\$13,623
Gifts Of Household	\$58	\$3,532
Gifts Of Transportation	\$75	\$4,563
Gifts Elsewhere Unspecified	\$214	\$13,002

Household Furnishings (2017)



Household Furnishings (2022)



	\$ PER HOUSEHOLD	TOTAL \$000'S
Total	\$1,680	\$100,000
Household Textiles	\$106	\$6,345
Furniture	\$428	\$25,483

	\$ PER HOUSEHOLD	TOTAL \$000'S
Total	\$1,932	\$116,986
Household Textiles	\$121	\$7,354
Furniture	\$495	\$30,001

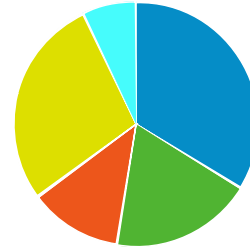
Floor Coverings	\$22	\$1,338
Major Appliances	\$219	\$13,045
Housewares And Small Appliances	\$903	\$53,790

Floor Coverings	\$27	\$1,646
Major Appliances	\$248	\$15,052
Housewares And Small Appliances	\$1,039	\$62,934

Shelter (2017)



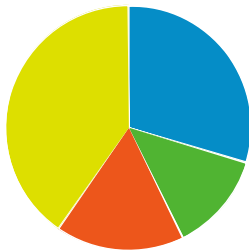
Shelter (2022)



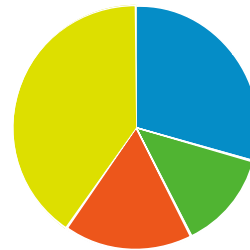
	\$ PER HOUSEHOLD	TOTAL \$000'S
Total	\$10,270	\$611,264
Mortgage Interest	\$3,383	\$201,397
Property Taxes	\$1,881	\$111,974
Miscellaneous Owned Dwelling Costs	\$1,251	\$74,481
Rental Costs	\$3,079	\$183,256
Other Lodging	\$674	\$40,156

	\$ PER HOUSEHOLD	TOTAL \$000'S
Total	\$11,624	\$703,788
Mortgage Interest	\$3,928	\$237,825
Property Taxes	\$2,179	\$131,981
Miscellaneous Owned Dwelling Costs	\$1,442	\$87,342
Rental Costs	\$3,249	\$196,732
Other Lodging	\$824	\$49,908

Household Operations (2017)



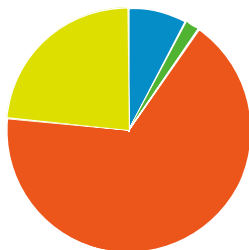
Household Operations (2022)



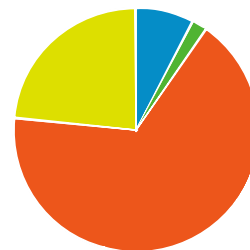
	\$ PER HOUSEHOLD	TOTAL \$000'S
Total	\$1,348	\$80,256
Babysitting And Elderly Care	\$399	\$23,748
Household Services	\$177	\$10,535
Alimony And Child Support	\$229	\$13,658
Household Supplies	\$542	\$32,315

	\$ PER HOUSEHOLD	TOTAL \$000'S
Total	\$1,574	\$95,330
Babysitting And Elderly Care	\$463	\$28,089
Household Services	\$207	\$12,536
Alimony And Child Support	\$269	\$16,314
Household Supplies	\$634	\$38,390

Personal Care (2017)



Personal Care (2022)



	\$ PER HOUSEHOLD	TOTAL \$000'S
Total	\$646	\$38,500
Hair Care	\$50	\$3,000
Electric Personal Care Appliances	\$12	\$760
Personal Care Services	\$432	\$25,738
Personal Care Products	\$151	\$9,001

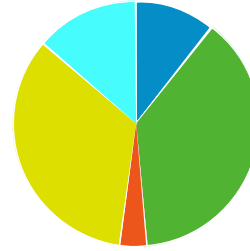
	\$ PER HOUSEHOLD	TOTAL \$000'S
Total	\$728	\$44,114
Hair Care	\$56	\$3,439
Electric Personal Care Appliances	\$14	\$872
Personal Care Services	\$487	\$29,490
Personal Care Products	\$170	\$10,313

Utilities (2017)



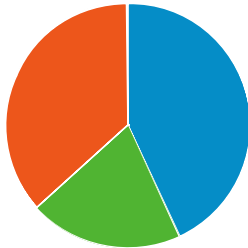
	\$ PER HOUSEHOLD	TOTAL \$000'S
Total	\$3,836	\$228,322
Natural Gas	\$406	\$24,207
Electricity	\$1,460	\$86,950
Fuel Oil And Other Fuels	\$140	\$8,336
Telephone Service	\$1,306	\$77,774
Other Utilities	\$521	\$31,055

Utilities (2022)



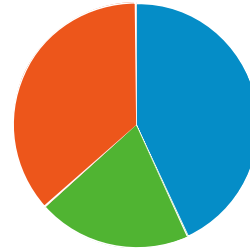
	\$ PER HOUSEHOLD	TOTAL \$000'S
Total	\$4,224	\$255,742
Natural Gas	\$450	\$27,302
Electricity	\$1,598	\$96,791
Fuel Oil And Other Fuels	\$154	\$9,373
Telephone Service	\$1,441	\$87,291
Other Utilities	\$577	\$34,985

Reading (2017)



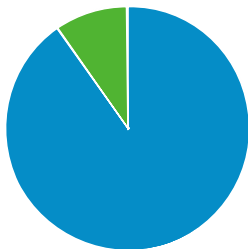
	\$ PER HOUSEHOLD	TOTAL \$000'S
Total	\$110	\$6,562
Newspapers	\$47	\$2,820
Magazines	\$22	\$1,344
Books	\$40	\$2,399

Reading (2022)



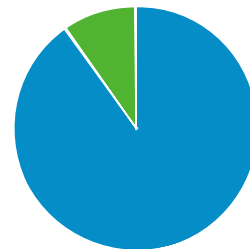
	\$ PER HOUSEHOLD	TOTAL \$000'S
Total	\$125	\$7,604
Newspapers	\$53	\$3,268
Magazines	\$25	\$1,557
Books	\$45	\$2,778

Tobacco (2017)



	\$ PER HOUSEHOLD	TOTAL \$000'S
Total	\$327	\$19,518
Cigarettes	\$295	\$17,563
Other Tobacco Products	\$32	\$1,955

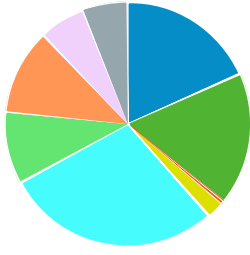
Tobacco (2022)



	\$ PER HOUSEHOLD	TOTAL \$000'S
Total	\$348	\$21,098
Cigarettes	\$313	\$18,985
Other Tobacco Products	\$34	\$2,113

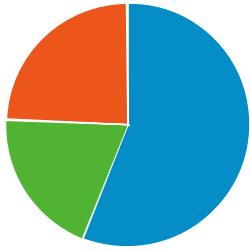
Transportation (2017)

Transportation (2022)



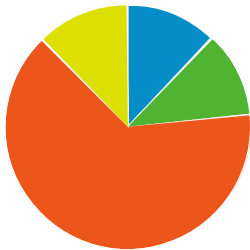
	\$ PER HOUSEHOLD	TOTAL \$000'S
Total	\$9,575	\$569,932
New Vehicle Purchase	\$1,749	\$104,119
Used Vehicle Purchase	\$1,678	\$99,917
Motorcycles (New And Used)	\$40	\$2,432
Vehicle Finance Charges	\$221	\$13,153
Gasoline And Oil	\$2,733	\$162,694
Vehicle Repair And Maintenance	\$909	\$54,130
Vehicle Insurance	\$1,080	\$64,330
Public Transportation	\$585	\$34,872
Other Transportation Costs	\$576	\$34,285

Health Care (2017)



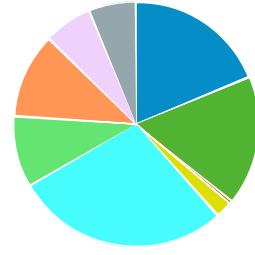
	\$ PER HOUSEHOLD	TOTAL \$000'S
Total	\$4,139	\$246,374
Health Care Insurance	\$2,316	\$137,877
Health Care Services	\$817	\$48,647
Health Care Supplies And Equipment	\$1,005	\$59,849

Miscellaneous Expenses (2017)



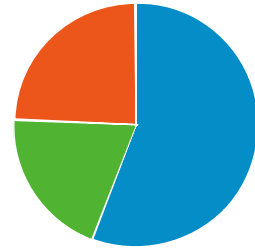
	\$ PER HOUSEHOLD	TOTAL \$000'S
Total	\$748	\$44,537
Legal And Accounting	\$90	\$5,409
Funeral And Cemetery	\$84	\$5,003
Finance Charges Excluding Mortgage And Vehicle	\$480	\$28,601
Other Miscellaneous Expenses	\$92	\$5,524

Personal Insurance (2017)



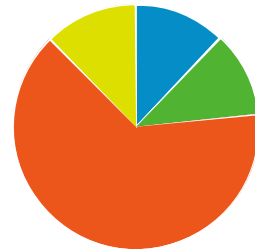
	\$ PER HOUSEHOLD	TOTAL \$000'S
Total	\$10,688	\$647,151
New Vehicle Purchase	\$2,007	\$121,565
Used Vehicle Purchase	\$1,815	\$109,933
Motorcycles (New And Used)	\$45	\$2,769
Vehicle Finance Charges	\$245	\$14,838
Gasoline And Oil	\$3,007	\$182,073
Vehicle Repair And Maintenance	\$1,014	\$61,429
Vehicle Insurance	\$1,198	\$72,575
Public Transportation	\$689	\$41,718
Other Transportation Costs	\$664	\$40,251

Health Care (2022)



	\$ PER HOUSEHOLD	TOTAL \$000'S
Total	\$4,566	\$276,481
Health Care Insurance	\$2,554	\$154,687
Health Care Services	\$900	\$54,518
Health Care Supplies And Equipment	\$1,111	\$67,276

Miscellaneous Expenses (2022)



	\$ PER HOUSEHOLD	TOTAL \$000'S
Total	\$836	\$50,616
Legal And Accounting	\$101	\$6,146
Funeral And Cemetery	\$94	\$5,703
Finance Charges Excluding Mortgage And Vehicle	\$536	\$32,490
Other Miscellaneous Expenses	\$103	\$6,277

Personal Insurance (2022)

	\$ PER HOUSEHOLD	TOTAL \$000'S
	\$349	

	\$ PER HOUSEHOLD	TOTAL \$000'S
	\$409	

Contributions (2017)		
	\$ PER HOUSEHOLD	TOTAL \$000'S
	\$2,017	

Contributions (2022)		
	\$ PER HOUSEHOLD	TOTAL \$000'S
	\$2,396	

Retail Potential (2017)		
	\$ PER HOUSEHOLD	TOTAL \$000'S
New Car Dealers	\$3,491	\$207,788
User Car Dealers	\$208	\$12,424
Recreational Vehicle Dealers	\$10	\$638
Motorcycle and Boat Dealers	\$149	\$8,900
Auto Parts and Accessories	\$541	\$32,248
Tire Dealers	\$247	\$14,703
Furniture Stores	\$330	\$19,674
Floor Covering Stores	\$118	\$7,074
Other Home Furnishing Stores	\$110	\$6,592
Appliances and Electronics Stores	\$770	\$45,870
Computer Stores	\$1,360	\$80,957
Camera and Photography Stores	\$90	\$5,368
Hardware Stores	\$181	\$10,773
Paint and Wallpaper Stores	\$16	\$989
Home Centers	\$403	\$23,988
Other Building Materials Stores	\$481	\$28,681
Outdoor Power Equipment Stores	\$15	\$906
Nursery and Garden Stores	\$121	\$7,236
Grocery Stores	\$5,655	\$336,598
Convenience Stores	\$240	\$14,298
Meat Markets	\$58	\$3,479
Fish and Seafood Markets	\$13	\$819
Fruit and Vegetable Markets	\$27	\$1,640
Other Specialty Food Markets	\$43	\$2,561
Liquor Stores	\$131	\$7,828
Pharmacy and Drug Stores	\$1,193	\$71,045
Costmetics and Beauty Stores	\$51	\$3,040
Optical Goods Stores	\$124	\$7,437
Other Health and Personal Care Stores	\$97	\$5,777
Gasoline Stations with Convenience Stores	\$902	\$53,702
Gasoline Stations without Convenience Stores	\$149	\$8,882
Men's Clothing Stores	\$49	\$2,941
Women's Clothing Stores	\$158	\$9,427
Childrens' and Infant's Clothing Stores	\$87	\$5,234
Family Clothing Stores	\$333	\$19,845
Clothing Accessory Stores	\$17	\$1,045
Other Apparel Stores	\$39	\$2,363
Shoe Stores	\$110	\$6,604
Jewelry Stores	\$208	\$12,409
Luggage Stores	\$197	\$11,756
Sporting Goods Stores	\$150	\$8,952
Hobby, Toy, and Game Stores	\$44	\$2,642
Sewing and Needlecraft Stores	\$16	\$977
Musical Instrument Stores	\$35	\$2,119
Book Stores	\$320	\$19,072
Record, Tape, and CD Stores	\$84	\$5,021
Department Stores	\$2,627	\$156,383
Warehouse Superstores	\$1,137	\$67,712
Other General Merchandise Stores	\$315	\$18,769

Florists	\$25	\$1,532
Office and Stationary Stores	\$235	\$14,036
Gift and Souvenir Stores	\$77	\$4,583
Used Merchandise Stores	\$50	\$3,030
Pet and Pet Supply Stores	\$105	\$6,267
Art Dealers	\$9	\$577
Mobile Home Dealers	\$0	\$33
Other Miscellaneous Retail Stores	\$104	\$6,225
Mail Order and Catalog Stores	\$1,891	\$112,554
Vending Machines	\$83	\$4,949
Fuel Dealers	\$343	\$20,446
Other Direct Selling Establishments	\$171	\$10,190
Hotels and Other Travel Accomodations	\$126	\$7,555
RV Parks	\$2	\$122
Rooming and Boarding Houses	\$1	\$60
Full Service Restaurants	\$854	\$50,861
Limited Service Restaurants	\$849	\$50,556
Special Food Services and Catering	\$142	\$8,490
Drinking Places	\$76	\$4,538

Source: Applied Geographic Solutions, 2017